



This is a marketing communication. Please refer to the prospectus of the funds and to the key information document before making any investment decision.

The quality of the ranking, award or label obtained by the fund or the management company depends on the quality of the issuing institution and the ranking, award or label does not guarantee the future results of the fund or the management company.

REPORTING 31|10|2023

IndexIQ Factors Sustainable Sovereign Euro Bond

Share Class: UCITS ETF (EUR)

Risk indicator



The summary risk indicator ("SRI") is an indicator with a rating ranging from 1 to 7 and corresponds to increasing levels of risk and return. The methodology for calculating this regulatory indicator is available in the KID. The summary risk indicator ("SRI") is a guide to the level of risk of this product compared to other products. It shows how likely it is that the product will lose money because of movements in the markets or because we are not able to pay you.

- **The SRI assumes you keep the product for 6 years.**
- **The actual risk can vary significantly if you cash in at an early stage and you may get less back.**
- **This product does not include any protection from future market performance. Please refer to the "Risk" section of the prospectus for more details**

SRI Label



THINK
BEFORE PRINTING



CANDRIAM
A NEW YORK LIFE INVESTMENTS COMPANY



Laurent Dufrasne
Senior Fund Manager



Sylvain de Bus
Deputy Head of Global Bonds



Bob Maes
Senior Global Fund Manager

*Years of experience

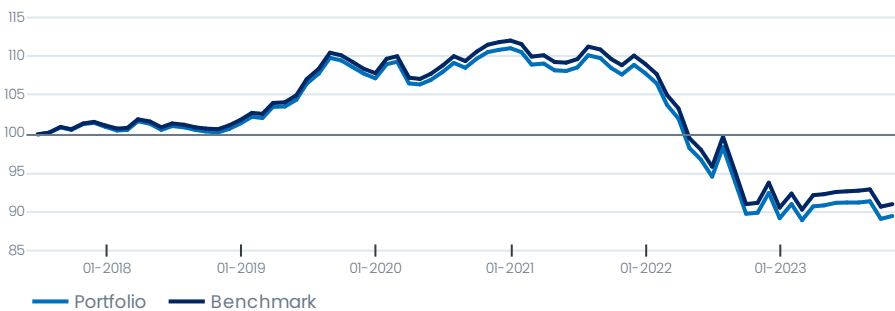
Investment strategy

IndexIQ Factors Sustainable Sovereign Euro Bond, a sub-fund of the IndexIQ sicav, seeks to track the performance of the Solactive® Candriam Factors Sustainable Sovereign Euro Bond Index (the Index) mainly by making direct investments in transferable securities representing an optimized sample of the underlying components of the Index (physical replication). For a maximum of 10% of its assets, the Fund may invest in other transferable securities and/or other eligible assets. The fund is passively managed, with reference to the index mentioned below. For further information about this index and its use, please consult the fund's key information document (KID).

Performance

Past Performances does not predict future returns. See important disclosures on performance under the section 'warning' in the 'Important Information' on page 4. NAVs are net of fees and are provided by the accounting department and the reference index by official providers.

	1M	3M	YTD	1Y	3Y	5Y	10Y	SI
Fund	0.4%	-1.9%	0.3%	-0.5%	-19.0%	-10.7%	-	-11.0%
Benchmark	0.4%	-1.8%	0.5%	-0.1%	-	-9.5%	-	-
	-0.0%	-0.1%	-0.3%	-0.3%	-	-1.2%	-	-
	2022	2021	2020	2019	3Y annualized	5Y annualized	10Y annualized	SI annualized
Fund	-17.2%	-2.9%	3.6%	5.7%	-6.8%	-2.2%	-	-1.8%
Benchmark	-16.9%	-2.7%	3.9%	5.8%	-	-2.0%	-	-
	-0.3%	-0.2%	-0.3%	-0.2%	-	-0.3%	-	-



This graph represents the synthetic net asset value of the fund. It is provided for information and illustrative purposes only. The synthetic net asset value is obtained by a recalculation of the values of the fund's assets by leveling out the effect of securities transactions (split, coupon, dividend distribution...) in order to reflect the real performance of the fund share or unit. Data may be rounded for convenience. Data expressed in a currency other than that of the investor's country of residence is subject to exchange rate fluctuations, with a positive or negative impact. Gross performance may be impacted by commissions, fees and other expenses.

Fund characteristics

Inception Date	27/06/2017
Fund Domicile	Luxembourg
Fund Legal Form	SICAV
Benchmark	Solactive Candriam Factors Sustainable Sovereign Euro Bond Index
Total net assets (M EUR)	181.07
NAV per share dis.(EUR) (D)	21.78
Fund Reference Currency	EUR
NAV Calculation	Daily
Morningstar™ Category	-
ISIN Code (C)	LU1603794212
ISIN Code (D)	LU1603795292
Ticker Bloomberg (D)	IQEG FP Equity
Latest Dividend Distributed	0.03 (2023-05-05)
Dealing Cut Off	D<14:00
Antidilution Mechanisms	Yes
Custodian Bank	CACEIS Bank, Luxembourg Branch
Management Company	CANDRIAM

Statistics

based on weekly data over 3 years (1 year if too little history)

	Funds	Benchmark
Volatility	6.25%	6.77%
Tracking Error	0.09%	-
Sharpe Ratio	-1.18	-1.15
Number of Issues	261	-
Number of Issuers	19	-
Modified Duration to Worst	6.85	-
Yield to Worst	3.70	-
Average Rating	A-	-
Average Spread	47.60	-
Net IG exposure	99.48%	-
Net HY Exposure	-	-

ESG Assessment

Exclusion	Norm based	Positive selection	Integration

Costs*

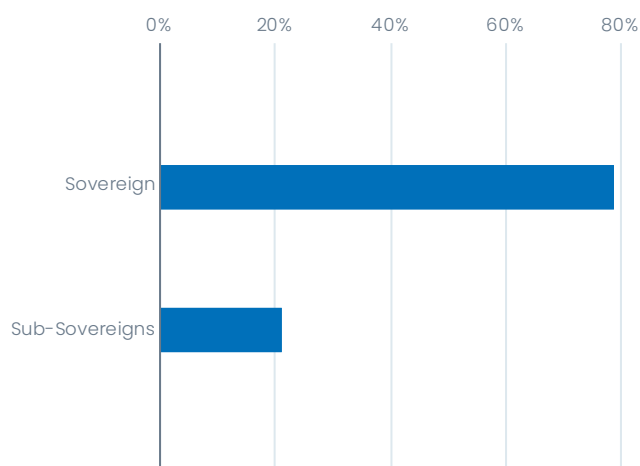
C	0.05%	0.20%	-
D	0.05%	0.20%	
Real Management Fee	Ongoing costs	Performance Fees	

*cfr. the glossary for more information

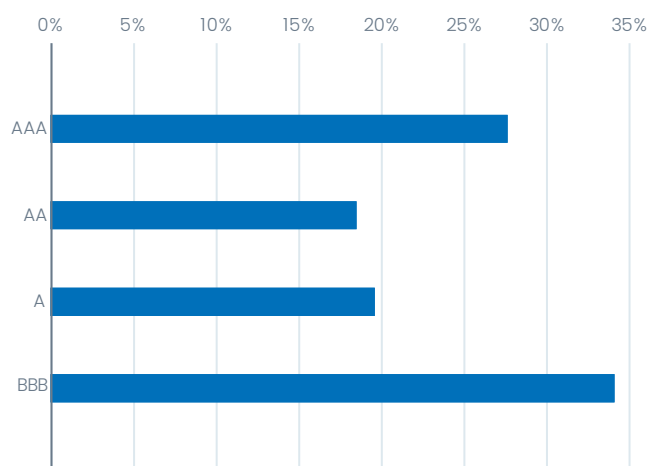
Top 10 Issuers

		% Fund	Sector	Country
1	FEDERAL REPUBLIC OF GERMANY	18.01	Sovereign	Germany
2	REPUBLIC OF ITALY	14.56	Sovereign	Italy
3	FRENCH REPUBLIC	13.95	Sovereign	France
4	REPUBLIC OF POLAND	9.45	Sovereign	Poland
5	KINGDOM OF SPAIN	8.88	Sovereign	Spain
6	ROMANIA	5.36	Sovereign	Romania
7	KINGDOM OF THE NETHERLANDS	4.44	Sovereign	Netherlands
8	REPUBLIC OF CROATIA	3.27	Sovereign	Croatia
9	PORTUGUESE REPUBLIC	3.19	Sovereign	Portugal
10	FEDERAL REPUBLIC OF GERMANY	2.80	Sovereign	Germany

Portfolio Composition

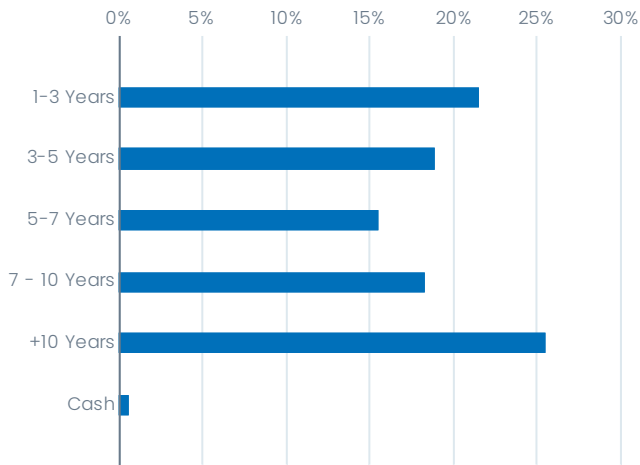


Rating Allocation

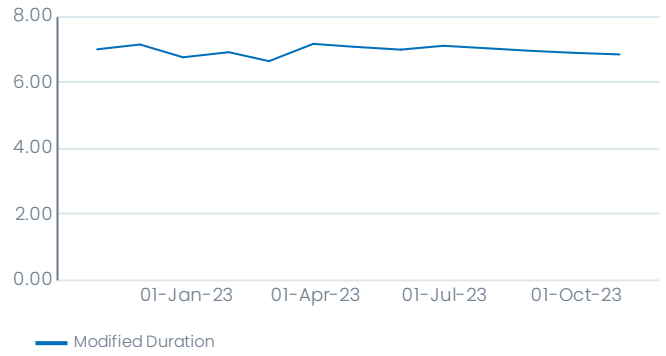


 Fund

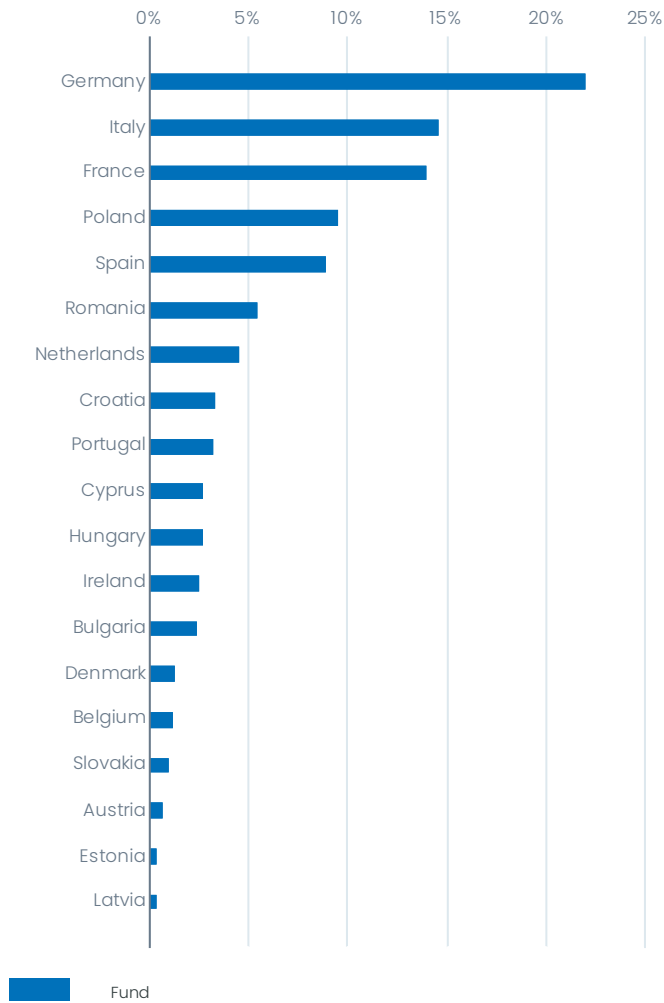
Maturity Breakdown



Evolution of Modified duration



Country Allocation



Important Information

This is a marketing communication. Please refer to the prospectus of the funds and to the key information document before making any investment decision. This marketing communication does not constitute an offer to buy or sell financial instruments, nor does it represent an investment recommendation or confirm any kind of transaction, except where expressly agreed. Although Candriam selects carefully the data and sources within this document, errors or omissions cannot be excluded a priori. Candriam cannot be held liable for any direct or indirect losses as a result of the use of this document. The intellectual property rights of Candriam must be respected at all times, contents of this document may not be reproduced without prior written approval.

Warning: Past performance of a given financial instrument or index or an investment service or strategy, or simulations of past performance, or forecasts of future performance does not predict future returns. Gross performances may be impacted by commissions, fees and other expenses. Performances expressed in a currency other than that of the investor's country of residence are subject to exchange rate fluctuations, with a negative or positive impact on gains. If the present document refers to a specific tax treatment, such information depends on the individual situation of each investor and may change.

In respect to money market funds, please be aware that an investment in a fund is different from an investment in deposits and that the investment's principal is capable of fluctuation. The fund does not rely on external support for guaranteeing its liquidity or stabilizing its NAV per unit or share. The risk of loss of the principal is borne by the investor.

Candriam consistently recommends investors to consult via our website <https://www.candriam.com> the key information document, prospectus, and all other relevant information prior to investing in one of our funds,

including the net asset value ("NAV) of the funds. Investor rights and complaints procedure, are accessible on Candriam's dedicated regulatory webpages <https://www.candriam.com/en/professional/legal-information/regulatory-information/>. This information is available either in English or in local languages for each country where the fund's marketing is approved.

According to the applicable laws and regulations, Candriam may decide to terminate the arrangements made for the marketing of a relevant fund at any time. Information on sustainability-related aspects: the information on sustainability-related aspects contained in this communication are available on Candriam webpage <https://www.candriam.com/en/professional/sfdri/>. The decision to invest in the promoted product should take into account all the characteristics or objectives of the promoted product as described in its prospectus, or in the information documents which are to be disclosed to investors in accordance with the applicable law.

Notice to investors in Switzerland: The information provided herein does not constitute an offer of financial instruments in Switzerland pursuant to the Swiss Financial Services Act ("FinSA") and its implementing ordinance. This is solely an advertisement pursuant to FinSA and its implementing ordinance for financial instruments. Swiss representative: CACEIS (Switzerland) SA, Route de Signy 35, CH-1260 Nyon. The legal documents as well as the latest annual and semi-annual financial reports, if any, of the investment funds may be obtained free of charge from the Swiss representative. Swiss paying agent: CACEIS Bank, Paris, succursale de Nyon/Suisse, Route de Signy, 35, CH-1260 Nyon. Place of performance: Route de Signy 35, CH-1260 Nyon. Place of jurisdiction: Route de Signy 35, CH-1260 Nyon.

Specific information for investors in France: the appointed representative and paying agent in France is CACEIS Bank, Luxembourg Branch, sis 1-3, place

Valhubert, 75013 Paris, France. The prospectus, the key information document, the articles of association or as applicable the management rules as well as the annual and semi-annual reports, each in paper form, are made available free of charge at the representative and paying agent in France.

Specific information for investors in Spain: Candriam Luxembourg Sucursal en España has its registered office at C/ Pedro Teixeira, 8, Edif. Iberia Mart I, planta 4, 28020 Madrid and is registered with the Comisión Nacional del Mercado de Valores (CNMV) as an European Economic Area management company with a branch.

Specific information for investors in Austria: The appointed Paying and Information Agent in Austria is Erste Bank der oesterreichischen Sparkassen AG, Am Belvedere 1, 1100 Vienna, Austria. The prospectus, the Key Information Document (KID) relating to the portfolios of the Fund, the Articles, the audited annual accounts, the semi-annual accounts as well as the issuance and redemption prices are available in Austria free of charge (in the German language) at the Austrian Paying and Information Agent.

MORNINGSTAR

© 2022 Morningstar. All Rights Reserved. The information contained here: (1) is proprietary to Morningstar and/or its content providers; (2) may not be copied or distributed; and (3) is not warranted to be accurate, complete or timely. Neither Morningstar nor its content providers are responsible for any damages or losses arising from any use of this information. Past performance is no guarantee of future results. For more detailed information about the Morningstar Rating, including its methodology, please go to: https://s21.q4cdn.com/198919461/files/doc_downloads/othe_disclosure_materials/MorningstarRatingforFunds.pdf

The Fund is domiciled in Luxembourg and registered at the Luxembourgish, Dutch, French and Italian authorities for the financial markets ("Commission de Surveillance du Secteur Financier" (CSSF), "Stichting Autoriteit Financiële Markten" (AFM), the "Autorité des Marchés Financiers", (AMF), Commissione Nazionale per le Società e la Borsa (Consob)) and is listed on Paris Euronext Stock Exchange and cross listed on the Amsterdam Euronext Stock Exchange and Borsa Italiana.

Risk Profile

EFTs purchased on the secondary market cannot usually be sold directly back to the UCITS EFT. Investors must buy and sell units/shares on the secondary market with the assistance of an intermediary (e.g. a stockbroker) and may incur fees for doing so. In addition, investors may pay more than the current net asset value when buying units/shares and may receive less than the current net asset value when selling them. For more details, please consult the relevant prospectus. To better understand the EFT's risk profile, investors are asked to consider, in addition to their risk category, the risks that are inherent to the investment strategy as described in the prospectus. Investors should be aware that the EFT's value may decrease, particularly due to its exposure to the following main risks:

-Credit risk: the fund is exposed to the risk of default of an issuer in terms of honouring the payment of coupons and/or the repayment of the amount borrowed

-Liquidity risk: the fund may invest in securities and/or market segments which may prove to be less liquid, particularly under certain market conditions, and it may therefore be the case that the securities cannot be sold quickly and at reasonable prices.

-Sustainability risk: refers to any event or situation in the environmental, social or governance field that could affect the performance and / or reputation of issuers in the portfolio. Sustainability risk may be specific to the issuer, depending on its activities and practices, but it may also be due to external factors.

-Index tracking risk: the Fund's performance may not exactly track the index. This can result for market fluctuations, changes in the composition of the index, transaction costs, the costs of making changes to the Fund's portfolio, other Fund expenses etc.

The ETFs' strategies are not sponsored, promoted, sold or supported in any other manner by Solactive AG nor does Solactive AG offer any express or implicit guarantee or assurance either with regard to the results of using the Indexes and /or Indexes trade mark or the Indexes' Price at any time or in any other respect. The Indexes are calculated and published by Solactive AG uses its best efforts to ensure that the Indexes are calculated correctly. Irrespective of its obligations towards the Issuer, Solactive AG has no obligation to point out errors in the Indexes to third parties including but not limited to investors and/or financial intermediaries of the financial instrument. Neither publication of the Indexes by Solactive AG nor the licensing of the Indexes or Indexes trade mark for the purpose of use in connection with the financial instrument constitutes a recommendation by Solactive AG to invest capital in said financial instrument nor does it in any way represent an assurance or opinion of Solactive AG with regard to any investment in this financial instrument.

IndexIQ Advisors LLC is an affiliated entity of the Candriam and operates under the branded name "IndexIQ" as a provider of liquid alternative investment solutions focused on absolute return, real asset and international strategies. Investors should be aware that IndexIQ Advisors LLC does not provide any services to the Fund. INDEXIQ® is a registered trademark of New York Life Insurance Company in the European Union, Switzerland, United States of America, and Canada. The INDEXIQ Logo is a registered trademark of New York Life Insurance Company in the United States of America. New York Life Insurance Company also claims rights in the INDEXIQ name and mark in other jurisdictions. Both Candriam and IndexIQ Advisors LLC uses the INDEXIQ marks under license from New York Life Insurance Company.

Glossary

EXPOSURE

The Exposure of a fund is expressed as a percentage of total portfolio holdings, taking into account the leverage of derivative instruments. It represents the amount an investor can lose from the risks unique to a particular investment.

NET HY EXPOSURE

The Net High Yield Exposure is the percentage difference between a fund's long and short exposures to high yield fixed income instruments, including derivatives. An instrument is considered as a high yield instrument if its credit rating is below BBB-.

NET IG EXPOSURE

The Net Investment Grade Exposure is the percentage difference between a fund's long and short exposures to investment grade fixed income instruments, including derivatives. An instrument is considered as an investment grade instrument if its credit rating is above or equal to BBB-.

VOLATILITY*

The Volatility is the statistical measure of dispersion of returns for a fund around the mean. A higher volatility means that a fund's value can potentially be spread out over a larger range of values and makes the fund a riskier investment.

THE SUMMARY RISK INDICATOR

The summary risk indicator ("SRI") is an indicator with a rating ranging from 1 to 7 and corresponds to increasing levels of risk and return. The methodology for calculating this regulatory indicator is available in the KID. The summary risk indicator ("SRI") is a guide to the level of risk of this product compared to other products. It shows how likely it is that the product will lose money because of movements in the markets or because we are not able to pay you.

TRACKING ERROR*

The Tracking Error is a statistical measure of dispersion of the excess returns of the fund around the mean, making it the volatility of the difference between the fund's return and its reference index return. A higher tracking error indicates a higher deviation from the reference index.

SHARPE RATIO*

The Sharpe Ratio measures the level of compensation an investment in the fund offered for the risk taken. It is calculated by subtracting the risk-free rate from the return of the fund and dividing that result by the volatility. The higher the Sharpe ratio the better, a negative ratio has no significance other than that the fund underperformed the risk-free rate.

AVERAGE RATING

The Average Rating is calculated using the Weighted Average Rating Factor (WARF) and is a measure to indicate the credit quality of the fund. The measure aggregates the credit ratings of the fund's holdings into a single rating.

RISK-FREE RATE

The Risk-Free Rate is the market return on an asset that is considered to have no (or negligible) risk. It will be used for the calculation of risk adjusted returns (e.g. Sharpe Ratio) and it will always be a rate in the performance calculation currency. The most common used rates will be ESTER for EUR denominated performances and FED Fund Rate for USD denominated performances.

MODIFIED DURATION TO WORST

The Modified Duration is a formula that expresses the measurable change in the value of a fixed income instrument in response to a change in interest rates. The Modified Duration to Worst is calculated taking into account the call date for callable bonds and the scenario that would provide the worst yield to the holders of fixed income instruments. The Modified Duration to Worst for the fund is calculated as the weighted average MDTW of all underlying fixed income instruments.

YIELD TO WORST

The Yield To Worst (YTW) is the lowest potential yield that can be received on all fixed income instruments in a fund without the issuers actually defaulting. It represents the lowest of all yields computed at each call date for callable bonds. The YTW for the fund is calculated as the weighted average YTW of all underlying fixed income instruments.

CREDIT SENSITIVITY

The Credit Sensitivity is a formula that expresses the measurable change in the value of a fixed income instrument in response to a change in credit spread. The credit sensitivity for the fund is calculated as the weighted average credit sensitivity of all underlying fixed income instruments.

AVERAGE SPREAD

The Average Spread for the fund is the weighted average Option-Adjusted Spread (OAS) for all underlying fixed income instruments. The OAS refers to the difference or spread between the fixed income instrument's yield and the swap rate with the same maturity, using a dynamic pricing model that accounts for embedded options.

RATING

A (credit) Rating is a quantified assessment of the creditworthiness of a borrower. Rating in this report refer to the 2nd best rating, a daily calculated, standardized rating. It is calculated on instrument level, using ratings from 3 worldwide renowned rating agencies. It is the 2nd best rating, unless no more than one rating from one agency exists. NR indicated that none of the rating agencies issued a rating on the instrument.

NUMBER OF ISSUERS

The Number of Issuers represents the total number of companies in position.

NUMBER OF ISSUES

The Number of Issues represents the total number of instruments in position.

REAL MANAGEMENT FEES

The Real Management Fee is the actual percentage charge deducted from the fund's average net assets.

OCG

Ongoing charges represent all operating and management costs invoiced to the UCI net of retrocessions.

PERFORMANCE FEE

The Performance Fee refers to a charge on any returns that the Fund achieves above the reference index. Please refer to the Prospectus for further information.

ESG ASSESSMENT – EXCLUSION

The Exclusion filter refers to the exclusion of companies involved in harmful or controversial activities. Involvement is assessed using activity-specific revenue-based threshold levels.

ESG ASSESSMENT – NORMS-BASED

The Norms-Based analysis excludes companies which are in violation of the 10 principles of the United Nations Global Compact (UNGC). These principles cover 4 main categories: Human Rights, Labour Rights, Environment and Anti-Corruption.

ESG ASSESSMENT – POSITIVE SELECTION

The Positive selection analysis is inclusive, not exclusive. It includes only the companies with the best ESG score, obtained by evaluating their ability to manage the sustainable development issues based on a combination of specific factors material to each sector.

ESG ASSESSMENT – INTEGRATION

The Integration of ESG factors into investment decisions consists of integrating specific extra-financial factors into the financial valuation or credit assessment of securities. The factors used are selected based on their materiality in the given asset class.

* based on weekly data over 3 Years (1 year if too little history)